

7. Research projects activated in 2021

Research projects conducted at the EOC hospitals are recorded into a dedicated database. A total of 129 research projects involving persons that require authorization by the Ethics Committee and/or Swissmedic were activated in 2021. As of 31.12.2021, 345 research projects are ongoing at the EOC hospitals.

Figure 12 shows the number of EOC research projects by the category to which are assigned on the basis of the type of effect they have on participants. Almost 55% (N=70) were non-clinical trials, of which 30 (43%) belonging to the sub-category of research projects with further use of pre-existing health-related data and/or biological material. The remaining were clinical trials (N=59) of which over 70% investigating medicinal products. Notably, 75% (N=44) of the clinical trials were randomized. According to available data, in 2021 EOC researchers conceived and promoted 56 research projects, which were mostly non-clinical trials (N=46). Just over half of the research projects were funded, primarily clinical trials (85% of them funded).

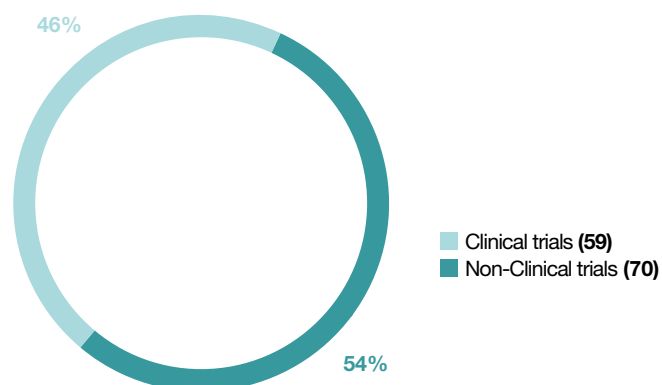


Figure 12. Number of EOC research projects activated in 2021 (N = 129).

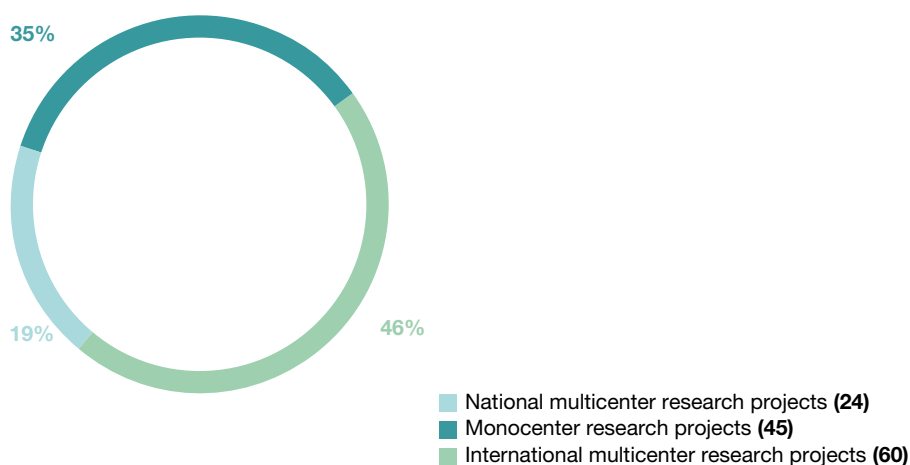


Figure 13. Number of EOC research projects with single or multiple participating sites activated in 2021 (N = 129).

³Data only available from 2018. Research projects activated prior to 2018 and still ongoing are not included in the metrics.

⁴ Non-clinical trials are research projects that do not actively induce an effect among research participants but they just collect health-related personal and/or take biological samples (Source: kofam.ch).

⁵ Clinical trials are research projects that actively induce an effect among research participants – using medicinal products, medical devices or other health-related interventions – to investigate their impact on participants' health or the structure and functioning of the human body (Source: kofam.ch).

Figure 14 summarizes the number of EOC research projects, divided into clinical and non-clinical trials, opened in 2021 by Institute/Department. The research project was assigned based on the EOC affiliation of the Sponsor-Investigator/Project Leader/Principal investigator, whichever apply.

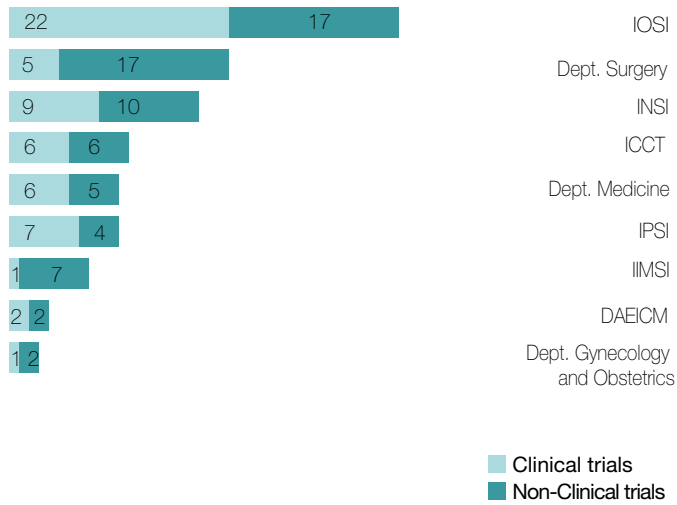


Figure 14. Number of EOC research projects activated in 2021 by Institute/Department (N = 129). Clinical and non-clinical trials are also shown.

Overall, statistics for 2021 on new activated research projects at the EOC hospitals are consistent with the data reported in 2020.