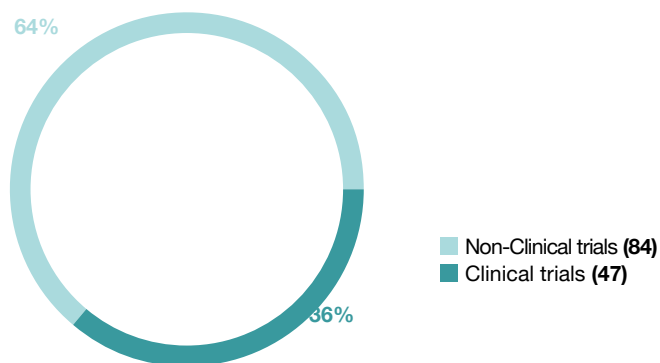


## 5. Research projects activated in 2020

Research projects conducted in the EOC hospitals are recorded into a dedicated database. A total of 131 research projects involving persons that require authorization by the Ethics Committee and/or Swissmedic were activated in 2020 (last update 31 March 2021).

Figure 7 shows the number of EOC research projects by the category to which are assigned on the basis of the type of effect they have on participants. Over 60% (N=84) were non-clinical trials<sup>3</sup>, of which 36 belonging to the sub-category of research projects with further use of pre-existing health-related data and/or biological material. The remaining were clinical trials<sup>4</sup> (N=47) of which approximately half investigating marked drugs or medical devices used in accordance with prescribing information/instructions or standard health-related interventions (category A).

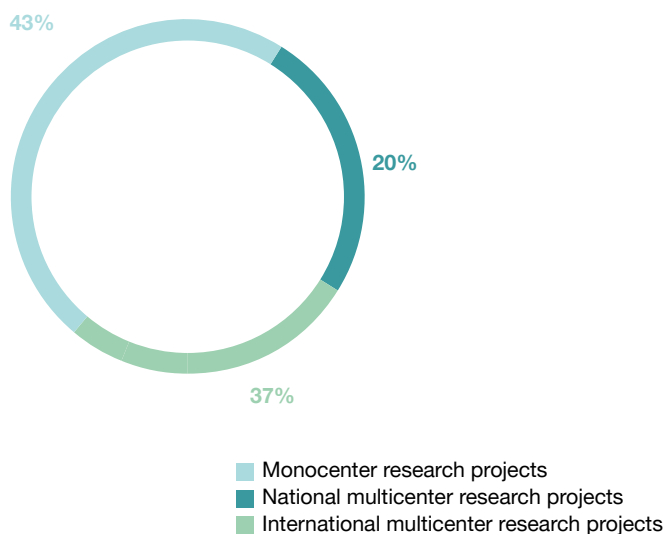


**Figure 7.**

Number of EOC research projects involving persons that require authorization activated in 2020 (N = 131).

<sup>3</sup>Non-clinical trials are research projects that do not actively induce an effect among research participants but they just collect health-related personal and/or take biological samples (Source: kofam.ch).

As shown in Figure 8, more than half of the EOC research projects involved multiple participating site at international (N=48) or national level (N=27).

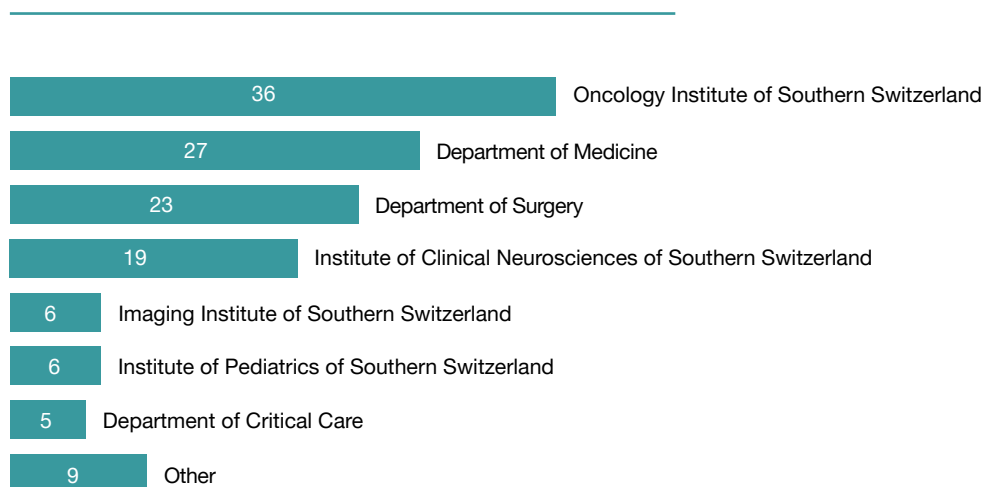


**Figure 8.**

Number of EOC research projects with single or multiple participating sites activated in 2020 (N = 131).

<sup>4</sup>Clinical trials are research projects that as actively induce an effect among research participants – using medicinal products, medical devices or other health-related interventions – to investigate their impact on participants' health or the structure and functioning of the human body (Source: kofam.ch).

Figure 9 summarizes the number of EOC research projects opened in 2020 by Institutes/Departments. The research project was assigned according to the EOC affiliation of the Sponsor-Investigator/Project Leader/Principal investigator whichever apply.



**Figure 9.**

*Number of EOC research projects activated in 2020 by Institutes/Departments (N = 131).*

Interestingly, the COVID-19 pandemic stimulated the EOC research activities with 30% of the new research projects activated in 2020 investigating the SARS-CoV-2 (8 clinical trials and 32 non-clinical trials).