

MIBB certification  
course for breast  
vacuum biopsies

**26th September**

MIBB Workshop  
and Symposium

**27th September**

Congress of the Swiss  
Society of Senology

**28th September**

**40th anniversary of the SSS**

**LUGANO**

September 26-28, 2018

**Hotel de la Paix**



Schweizerische  
Gesellschaft für  
**SENOLOGIE**

Société Suisse de Sénologie  
Società Svizzera di Senologia



**MIBB** Minimally  
Invasive  
Breast  
Biopsies  
Working Group of the Swiss Society of Senology



# Invitation

Dear Colleagues,

This year's upcoming MIBB (minimal intensive breast biopsies) working group event in Switzerland will be carried out in conjunction with the Congress of the Swiss Society of Senology in Lugano.

The seminar will be split into a "Newcomer" and "General" course to avoid repetitive training. Hence, the MIBB certification course for breast vacuum biopsies (introductory course for newcomers) will take place on Wednesday 26th September in a private practice. On Thursday 27th September, the general course is addressed to newcomers as well as to advanced senologists, with a workshop session in the morning providing a greater interactivity compared to the symposium in the afternoon.

As in the last few years, one aim of the MIBB group is, not only to allocate training courses in vacuum biopsies, but also to emphasize on a series of related topics. One major focus of this year's training is set on preoperative planning of the breast and the axilla. This also involves preoperative examinations based on tomosynthesis, how to manage challenging biopsy results as well as questions and answers about repeated vacuum assisted biopsies after neoadjuvant therapy.


I am looking forward to welcoming you to our MIBB events in Lugano.

Cordially,




Dr. Claudia Kurtz, MIBB President


The presidents of the entire event in Lugano kindly invite you to an interdisciplinary exchange of knowledge and wish you in this regard a successful attendance.



Dr. Gert Kampmann  
Congress president



Prof. Olivia Pagani  
Congress president



Antonella Richetti  
Presiding on behalf of the  
Fondazione Pro-Senologia

# Organisation

## MIBB President

Claudia Kurtz, Luzern

## SSS Congress Presidents

Olivia Pagani, Lugano  
Antonella Richetti, Lugano  
Gert Kampmann, Lugano

## Organising Committee

Martin Haug, Basel  
Claudia Kurtz, Luzern  
Gert Kampmann, Lugano  
Olivia Pagani, Lugano  
Antonella Richetti, Lugano  
Zsuzsanna Varga, Zürich

## SSS Board

|                               |   |
|-------------------------------|---|
| President                     | Andreas Günthert, Luzern  |
| Past president                | Günther Gruber, Zürich  |
| 1st Vice-president            | Martin Haug, Basel  |
| 2nd Vice-president            | Walter Weber, Basel   |
| 1st Assessor                  | Christoph Tausch, Zürich  |
| 2nd Assessor                  | Beat Thürlimann, St. Gallen                                     |
| General Secretary             | Elisabeth Garzoli, Kilchberg                                    |
| Treasurer                     | Felix Haberthür, Binningen                                      |
| Auditor/Advisory board member | Véronique Dupont Lampert, St. Gallen<br>Zsuzsanna Varga, Zürich |
| Secretary                     | Olivia Pagani, Lugano   |

# General information

## MIBB Certification Course

Wednesday, September 26, 2018

Centro di Radiologia e Senologia Luganese  
Via Pretorio 9  
6300 Lugano

From the train station Lugano a cog railway goes directly to the center of Lugano, then 5-minute walk to the Centro di Radiologia e Senologia Luganese

## Congress venue MIBB & SSS congress

Hotel de la Paix  
Via Cattori 18, 6900 Lugano  
[www.delapaix.ch](http://www.delapaix.ch)

## Registration & Congress Secretariat

Meeting.com Congress Organisation  
Rue des Pâquis 1 • CP 100  
CH-1033 Cheseaux-sur-Lausanne  
T 021 312 92 61 • F 021 312 92 63  
[anna.forster@meeting-com.ch](mailto:anna.forster@meeting-com.ch)

Online registration on [www.meeting-com.ch](http://www.meeting-com.ch)  
On-site registration also possible (on-site fee)

## Certificate of attendance

The certificate of attendance will be sent by email to all participants after the event

## Credits

Credit points will be given by the following societies:

### MIBB Certification course (Hands-on) on Wednesday

4 credits of Category 1 Swiss Society of Radiology (SGR)  
4 credits of Category 1 Swiss Society of Gynecology (SSG)

### MIBB Workshop and Symposium on Thursday

7 credits of Category 1 Swiss Society of Radiology (SGR)  
7 credits of Category 1 Swiss Society of Gynecology (SSG)



# General information

## Credits SSS congress on Friday

|  |   |
|--|---|
| Swiss Society of Radiology (SGR)                                       | 7 credits   |
| Swiss Society for Gynaecology and Obstetrics (SGGG)                    | 8 credits   |
| Swiss Society of Surgery (SGC)   | 8 credits   |
| Swiss Society for plastic, reconstructive and aesthetic surgery (SGAC) | <i>Possibility to use the credits given by the other swiss societies as expanded continuing education</i> |

On demand to:

Swiss Society of Pathology (SGPath)  
Swiss Society of Medical Oncology (SGMO)  
Swiss Society for Radiation Oncology (SRO)

## Posters

The abstracts accepted as posters will be presented during the congress  
Dimensions of posters: height 120 cm x width 90 cm (portrait)

## Poster Prize Award

Will take place on Friday, September 28th at 11.45h

## Language

The language of the congress is English

## Industrial Exhibition

An industrial exhibition will take place at the Congress venue on Thursday 27 and Friday 28 September, 2018

## Hotel Booking

### Hotel de la Paix\*\*\*\*

Via Cattori 18 • 6900 Lugano  
T 0041 91 960 60 60 • F 0041 91 960 60 66  
www.delapaix.ch  
congress@delapaix.ch

### Hotel IBIS Lugano-Paradiso\*\*

Via Geretta 10A • 6900 Lugano  
T 0041 91 986 19 09 • F 0041 91 986 19 19  
www.accorhotels.com/en/hotel-6776-ibis-lugano-paradiso/index.shtml  
H6776@accor.co

# General information

## Registration fees

[www.meeting-com.ch](http://www.meeting-com.ch)

## Early bird

Until Aug 27, 2018

## Late

As from Aug 28, 2018 and on-site

## MIBB CERTIFICATION COURSE (12.30-17.10)

**September 26, 2018 ! The course is fully booked !**

|               |                                     |                                     |
|---------------|-------------------------------------|-------------------------------------|
| Participation | <input type="checkbox"/> CHF 200.00 | <input type="checkbox"/> CHF 300.00 |
|---------------|-------------------------------------|-------------------------------------|

## COMBINED FEES – MIBB & CONGRESS SSS September 27 & 28, 2018

|                  |                                     |                                     |
|------------------|-------------------------------------|-------------------------------------|
| SSS MEMBER       | <input type="checkbox"/> CHF 450.00 | <input type="checkbox"/> CHF 520.00 |
| SSS NON-MEMBER   | <input type="checkbox"/> CHF 550.00 | <input type="checkbox"/> CHF 620.00 |
| Assistant Doctor | <input type="checkbox"/> CHF 340.00 | <input type="checkbox"/> CHF 410.00 |
| Student, nurse   | <input type="checkbox"/> CHF 250.00 | <input type="checkbox"/> CHF 320.00 |

## CONGRESS DINNER Thursday September 27, 2018

|                                |  |
|--------------------------------|--|
| Participation costs per person | <input type="checkbox"/> CHF 85.00 (TTC) |
|--------------------------------|--|

## MIBB FEES ONLY September 27, 2018

|                  |                                     |                                     |
|------------------|-------------------------------------|-------------------------------------|
| SSS MEMBER       | <input type="checkbox"/> CHF 280.00 | <input type="checkbox"/> CHF 320.00 |
| SSS NON-MEMBER   | <input type="checkbox"/> CHF 320.00 | <input type="checkbox"/> CHF 360.00 |
| Assistant Doctor | <input type="checkbox"/> CHF 220.00 | <input type="checkbox"/> CHF 260.00 |
| Student, nurse   | <input type="checkbox"/> CHF 150.00 | <input type="checkbox"/> CHF 190.00 |

## CONGRESS FEES ONLY September 28, 2018

|                  |                                     |                                     |
|------------------|-------------------------------------|-------------------------------------|
| SSS MEMBER       | <input type="checkbox"/> CHF 260.00 | <input type="checkbox"/> CHF 300.00 |
| SSS NON-MEMBER   | <input type="checkbox"/> CHF 300.00 | <input type="checkbox"/> CHF 340.00 |
| Assistant Doctor | <input type="checkbox"/> CHF 220.00 | <input type="checkbox"/> CHF 260.00 |
| Student, nurse   | <input type="checkbox"/> CHF 150.00 | <input type="checkbox"/> CHF 190.00 |

## Registration fees include

Attendance & certificate of participation for the chosen events; coffee breaks & lunch according to the programme. In case of cancellation 30 days prior to the event, course costs will be refunded, minus an administration fee of CHF 60.00. Thereafter no refund is possible. Please remember to pay the "early bird fee" by the 27th of August, otherwise the invoice will automatically update to the price valid as of 28th August onwards.



# LIFE FROM INSIDE

Bracco Imaging S.p.A., part of the Bracco Group, is one of the world's leading companies in the diagnostic imaging business. Headquartered in Milan, Italy, Bracco Imaging develops, manufactures and markets diagnostic imaging agents and solutions that meet medical needs.

Bracco Imaging offers a products and solutions portfolio for all key diagnostic imaging modalities: X-ray Imaging (including Computed Tomography-CT, Interventional Radiology, and Cardiac Catheterization), Magnetic Resonance Imaging

(MRI), Contrast Enhanced Ultrasound (CEUS), Nuclear Medicine through radioactive tracers, and Gastrointestinal Endoscopy.

The diagnostic imaging portfolio is completed by a range of medical devices, advanced administration systems and informatics solutions.

The Company operates in over 100 markets worldwide, either directly or indirectly, through subsidiaries, joint ventures, licenses and distribution partnership agreements. To learn more about Bracco Imaging, visit [www.braccoimaging.com](http://www.braccoimaging.com).

## MIBB certification course - Hands-on (separate registration, limited to 20 places)

**Wednesday, September 26, 2018**

### Organisation

Gert Kampmann, Lugano

### Language

English

|                    |  |  |
|--------------------|--|--|
| 12.30-12.35        | <i>Welcome and introduction</i><br>Gert Kampmann, Lugano   |  |
| 12.35-13.15        | <i>MIBB History, Activities and Adjumed-Database</i><br>Gert Kampmann, Lugano                                    |  |
| 13.15-13.35        | <i>Statistical evaluation - Overview of the last years</i><br>Daniela Schwegler-Guggemos, Aarau                  |  |
| 13.35-13.50        | <i>Ultrasound guided VAB - Tips and Tricks</i><br>Gert Kampmann, Lugano  |  |
| 13.50-14.10        | <i>Stereotactic and tomosynthetic guided VAB -Tips and Tricks</i><br>Martin Sonnenschein, Bern                   |  |
| 14.10-14.30        | <i>MR guided VAB: Tips and Tricks</i><br>Sabine Zehbe, Bellinzona  |  |
| <b>14.30-14.45</b> | <b>Coffee break</b>  |  |
| 14.45-15.30        | <b>Course A</b> Hands-on Sono VAB<br><b>Course B</b> Hands-on Stereo/Tomo VAB<br><b>Course C</b> Hands-on MR VAB | Gert Kampmann<br>Martin Sonnenschein<br>Sabine Zehbe |
| 15.30-16.15        | <b>Course A</b> Hands-on MR VAB<br><b>Course B</b> Hands-on Sono VAB<br><b>Course C</b> Hands-on Stereo/Tomo VAB | Sabine Zehbe<br>Gert Kampmann<br>Martin Sonnenschein |
| 16.15-17.00        | <b>Course A</b> Hands-on Stereo/Tomo VAB<br><b>Course B</b> Hands-on MR VAB<br><b>Course C</b> Hands-on Sono VAB | Martin Sonnenschein<br>Sabine Zehbe<br>Gert Kampmann |
| <b>17.00-17.10</b> | <b>End and hand-out of Certificate</b>   |  |

# MIBB Workshop

Thursday, September 27, 2018 (morning session)

08.00-08.05 **Welcoming**  
Gert Kampmann, Lugano

08.05-08.15 **Why do we perform workshops?**  
Claudia Kurtz, Luzern

## 08.15-10.10 PREOPERATIVE PLANNING

08.15-08.45 Preoperative tumor localization and marking of the tumor borders - The radiologist's guidance Simone Schradling, Aachen

08.45-08.55 Roll making and localization Daniela Schwegler-Guggemos, Aarau

08.55-09.20 Intraoperative orientation and margin assessment - How much is enough Martina Maranta, Chur

09.20-09.45 Specimen radiography and communication - A simple method? Claudia Kurtz, Luzern

09.45-10.10 Specimen - The pathologist's view Zsuzsanna Varga, Zürich

## 10.10-10.30 Coffee break

## 10.30-11.55 MEANING OF TAD – READY TO IMPLEMENT?

10.30-10.45 Introduction: Why Lymph nodes are marked in the neoadjuvant setting Emmanuel David-Montefiore, Genève

10.45-11.15 TAD: Different methods Rahel Hiltbrand, St. Gallen

11.15-11.45 TAD: Radioactive I 125 seed placement - Ready to go? Sophie Dellas, Basel

11.45-11.55 Discussion

## 12.00-12.50 Light lunch in the exhibition area

### Notice

An additional Sponsored Lecture will be given on Friday, 28th by Hologic about Tomosynthesis and New Developments

# MIBB Symposium

Thursday, September 27, 2018 (afternoon session)

12.50-14.35 **Chairs: Claudia Kurtz, Luzern, Zsuzsanna Varga, Zürich**

## 12.50-14.00 TOMOSYNTHESIS

12.50-13.15 Sponsored Symposium by FUJI: Tomosynthesis - Latest Innovations

13.20-13.35 Tomosynthesis - Differences between manufacturers Claudia Kurtz, Luzern

13.35-13.55 Screening with tomosynthesis - How to overcome obstacles  
Chris de Wolf, Onex

13.55-14.00 Discussion

## 14.00-14.35 BIOPSIES AND SURGERY

14.00-14.30 Difficult B3 lesions (LCIS, FEA, radial scar) in Vacuum biopsy - Always clear what to do? Martin Sonnenschein, Bern, Zsuzsanna Varga, Zürich

14.30-14.35 Discussion

## 14.35-14.50 Coffee break

14.50-17.15 **Chairs: Claudia Kurtz, Luzern, Zsuzsanna Varga, Zürich, Rosanna Zanetti Dällenbach, Basel**

## 14.50-16.05 DCIS

14.50-15.20 DCIS 1 in Vacuum biopsy - Always clear what to do?  
Martin Sonnenschein, Bern

15.20-15.50 Reducing overtreatment of DCIS M. G. Wallis, Cambridge/UK

15.50-16.05 Pathologist's view: De-escalation of DCIS G1 a reasonable trend or risky?  
Meike Körner, Bern

## 16.05-17.15 VAB after neoadjuvant chemotherapy (NAT) in search of residual tumor

16.05-16.20 Problems with calcifications after neoadjuvant therapy: Additional biopsy or not? Simone Schradling, Aachen

16.20-16.45 Meaning of vacuum biopsies after neoadjuvant therapy - Multicenter Study RESPONDER Trial Initial results and comparison with literature  
Michael Golatta, Heidelberg (DE)

16.45-17.15 Meaning of vacuum biopsies after neoadjuvant therapy - Multicenter Study VISION Trial Initial results and comparison with literature  
Christoph Tausch, Zürich

19.30 **CONGRESS DINNER**  
**Hôtel de la Paix, Lugano**

# Speakers

## **Dr. Emmanuel David-Montefiore**

Unité de sénologie chirurgicale – Hôpitaux Universitaires Genève (CH)

## **Dr. Sophie Dellas**

Klinik für Radiologie und Nuklearmedizin – Universitätsspital Basel (CH)

## **Dr. Chris De Wolf**

Chair EUREF at EUREF (European Reference Organisation for Quality Assured Breast Screening and Diagnostic Services) – Onex (CH)

## **PD Dr. Michael Golatta**

Mammadiagnostik und Mammachirurgie – Universitätsklinik Heidelberg (DE)

## **Dr. Rahel Hiltbrand**

Gynäkologie, Brustzentrum St. Gallen – Kantonsspital St. Gallen (CH)

## **Dr. med. Gert Kampmann**

Centro di Radiologia e Senologia – Luganese, Lugano (CH)

## **PD Dr. med. Meike Körner**

Gynäkologische Pathologie – Pathologie Länggasse, Bern (CH)

## **Dr. med. Claudia Kurtz**

Institut für Radiologie und Nuklearmedizin – Luzerner Kantonsspital (CH)

## **Dr. med. Martina Maranta**

Gynäkologie – Kantonsspital Graubünden, Chur (CH)

## **Dr. med. Martin Sonnenschein**

Brustzentrum Bern – Spital Engeried, Bern (CH)

## **PD Dr. med. Simone Schradung**

Kinderradiologie und Mammadiagnostik – Uniklinik Aachen (DE)

## **Dr. med. Daniela Schwegler-Guggemos**

Radiologie und Mammadiagnostik – Kantonsspital Aarau (CH)

## **PD Dr. med Univ. (A) Christoph Tausch**

Chirurgie – Brust-Zentrum Zürich (CH)

## **Prof. Dr. med. Zsuzsanna Varga**

Institut für Pathologie und Molekularpathologie – Universitätsspital Zürich (CH)

## **Dr. Matthew Wallis**

Cambridge breast unit, Radiology – Cambridge University Hospitals (UK)

## **PD Dr. med. Rosanna Zanetti Dällenbach**

Gynäkologie und Gynäkologische Onkologie – St. Claraspital, Basel (CH)

## **Dr. med. Sabine Zehbe**

Centro di Senologia della Svizzera Italiana – Ente Ospedaliero Cantonale, Bellinzona (CH)

# SSS Congress 2018

## 40th anniversary

**Friday, September 28, 2018**

08.15-08.20 Welcome by SSS President

08.20-08.30 Welcome by Prof. Mario Bianchetti,  
Facoltà delle Scienze Biomediche, Università di Lugano

### **08.30-11.00 Round table: management of metastatic breast cancer**

08.30-08.45 ABC4 guidelines update Olivia Pagani, Lugano

08.45-09.00 Living with advanced breast cancer and advocating for optimal treatment  
EUROPA DONNA Evi Papadopoulos (Cyprus)

09.00-09.15 Any role for the breast surgeon? Riccardo Audisio, Göteborg (SE)

09.15-09.30 New indications in radiation therapy Antonella Richetti, Lugano

### **09.30-10.00 Coffee break**

10.00-10.15 Research priorities Andreas Müller, Winterthur

10.15-10.30 Palliative care/end-of-life issues Claudia Gamondi, Bellinzona

10.30-11.00 Discussion

### **11.00-12.00 40 years of the Swiss Society of Senology Sponsored by the Pro-Senologia Foundation**

11.00-11.05 President's statement

11.05-11.15 40th anniversary book presentation

11.15-11.45 Lectio magistralis  
Sustainability of breast cancer treatments  
Alexandru Eniu, Cluj-Napoca (RO)

11.45-11.50 Prize

**11.50-12.15 Sponsored Symposium by HOLOGIC**  
Tomosynthesis and New Developments

**12.15-13.15 Lunch in the exhibition area**

# SSS Congress 2018

## 40th anniversary

Friday, September 28, 2018

13.00-13.30 General assembly

### 13.30-15.30 Round table: what's new in early breast cancer

13.30-13.45 Radiology Rahel Kubik, Baden

13.45-14.00 Pathology Zuzsanna Varga, Zürich

14.00-14.30 Surgery and reconstructive surgery  
Walter Weber, Basel, Martin Haug, Basel

14.30-14.45 Radiation oncology Günther Gruber, Zürich

14.45-15.00 Medical oncology Stefan Aebi, Luzern

### 15.00-15.30 Coffee break

### 15.30-17.45 Round table: management of mutation carriers

15.30-15.45 Setting the scene Sheila Unger, Lausanne

15.45-16.00 Radiological issues Sabine Zehbe, Bellinzona

16.00-16.30 Surgical and reconstructive issues  
Yves Harder, Lugano & Peter Dubsy, Luzern

16.30-16.45 Prophylactic gynecological surgery Peter Fehr, Chur

16.45-17.00 News in medical oncology Manuela Rabaglio, Bern

17.00-17.15 Ethical dilemmas Linda Battistuzzi, Genova (IT)

17.15-17.45 Discussion

### 17.45 Farewell

## Speakers

**Prof. Stefan Aebi**

Luzern

**Prof. Riccardo Audisio**

Göteborg (SE)

**Dr. Linda Battistuzzi**

Genova (IT)

**Dr. Peter Dubsy**

Luzern

**Dr. Alexandru Eniu**

Cluj-Napoca (RO)

**Dr. Peter Fehr**

Chur

**Dr. Claudia Gamondi**

Bellinzona

**PD Dr. Günther Gruber**

Zürich

**Prof. Yves Harder**

Lugano

**Prof. Martin Haug**

Basel

**Prof. Rahel Kubik**

Baden

**Dr. Andreas Müller**

Winterthur

**Prof. Olivia Pagani**

Lugano

**Ms Evi Papadopoulos**

Limassol (CY)

**Dr. Manuela Rabaglio**

Bern

**Dr. Antonella Richetti**

Lugano

**Dr. Sheila Unger**

Lausanne

**Prof. Zsuzsanna Varga**

Zürich

**Prof. Walter Weber**

Basel

**Dr. Sabine Zehbe**

Bellinzona



# Kind thanks to our sponsors



LIFE FROM INSIDE



GE Healthcare

