

3. Peer-reviewed publications

A comprehensive computer literature search of PubMed/MEDLINE database was carried out. The last database search was performed on March 1st, 2020. Keywords were used in the string search based on the different EOC sites. Inclusion criteria were: a) peer-reviewed articles listed in PubMed/MEDLINE with at least one EOC researcher as co-author; b) final publication of the article in a scientific journal issue in 2019. Articles published in PubMed in 2019 as “Epub ahead of print”, that are citations prior to their publication in final or print format, were therefore excluded from the current analysis.

Journal Impact factor (IF)¹ and Journal IF Quartile² of the scientific journals in which EOC researchers published their peer-reviewed articles were also evaluated using data from the 2018 Journal Citations Reports (JCR).

The scientific activity carried out by the EOC Institutes and Departments, based on the inclusion and exclusion criteria mentioned above, resulted in 360 peer-reviewed articles, of which 308 were reviews or original articles. Results are reported in detail in the figures below.

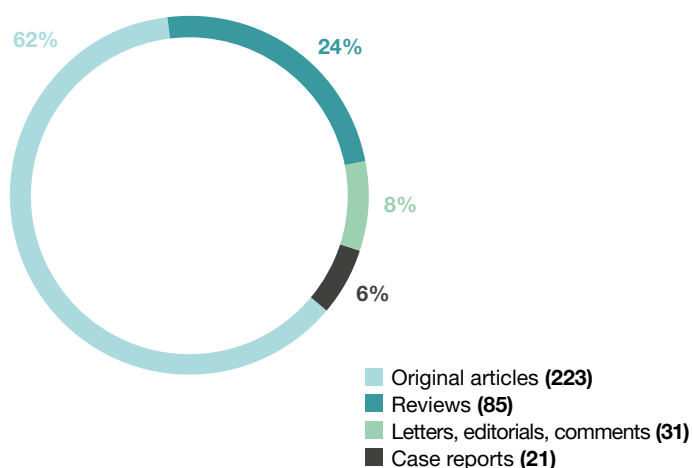


Figure 1. Number and type of the peer-reviewed articles published by EOC researchers (N = 360) in 2019. Meta-analyses are classified as original articles.



¹Journal IF is defined as all citations to the journal in the 2018 Journal Citations Reports (JCR) to items published in the previous two years, divided by the total number of scholarly items (these comprise articles, reviews, and proceedings papers) published in the journal in the previous two years. A Journal IF of 1.0 means that, on average, the articles published one or two years ago have been cited one time (Source: Clarivate Analytics).

²Scientific journals are assigned to a subject category by JCR and ranked by Journal IF. The Journal IF rank is then transformed in a percentile value. The Journal IF percentile is used to calculate the Journal IF Quartile. Q1: Journal IF percentile ≥ 75 ; Q2: $75 <$ Journal IF percentile ≤ 50 ; Q3: $50 <$ Journal IF percentile ≤ 25 ; Q4: $25 <$ Journal IF percentile (Source: Clarivate Analytics).

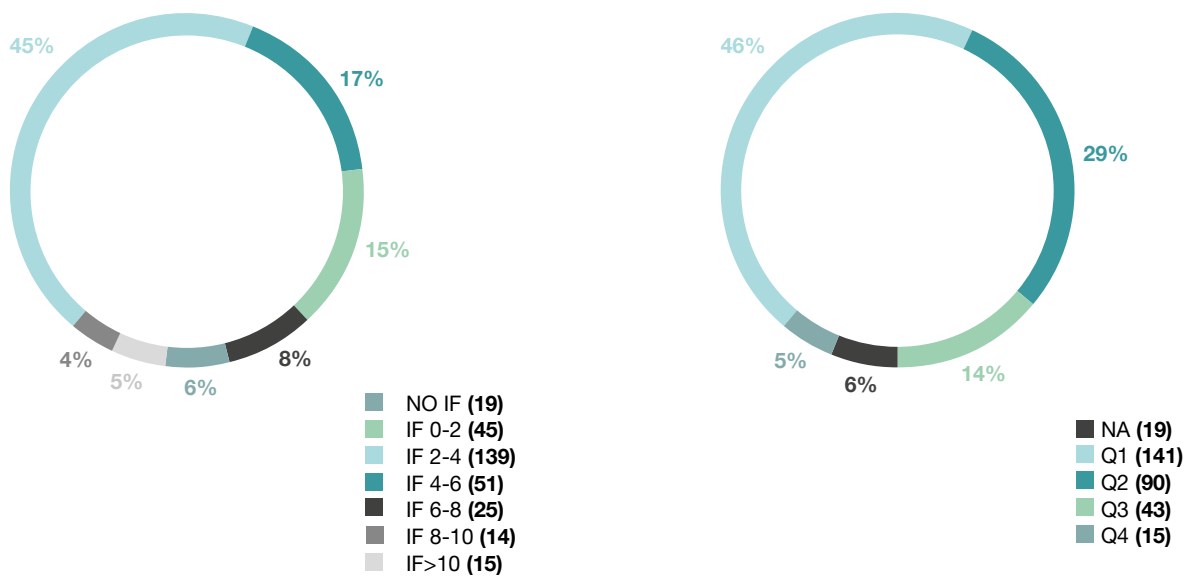


Figure 2. Journal IF of the scientific journals in which peer-reviewed original and review articles (N = 308) were published by EOC researchers in 2019.

Figure 3. Journal IF Quartile of the scientific journals in which peer-reviewed original and review articles (N = 308) were published by EOC researchers in 2019. Journals can appear in multiple subject categories; in this case, the highest Journal IF Quartile was selected. Scientific journals without Journal IF are classified as NA.

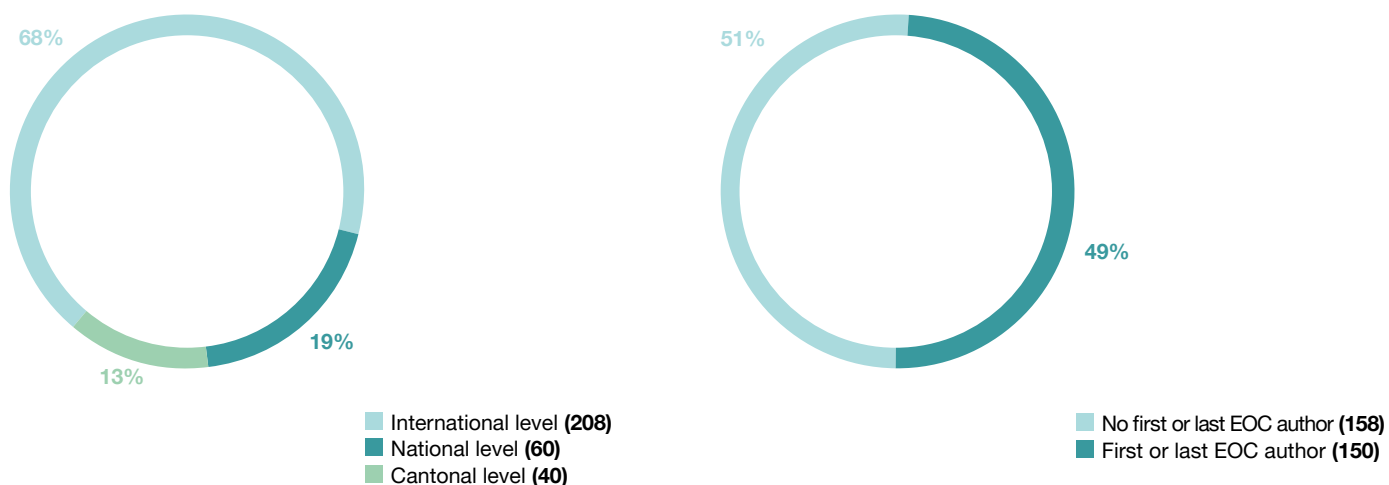


Figure 4. Type of scientific collaboration (local, national or international) taking into account peer-reviewed original and review articles (N = 308) published by EOC researchers in 2019.

Figure 5. Number of peer-reviewed original and review articles (N = 308) published by EOC researchers in 2019 as first or last author.

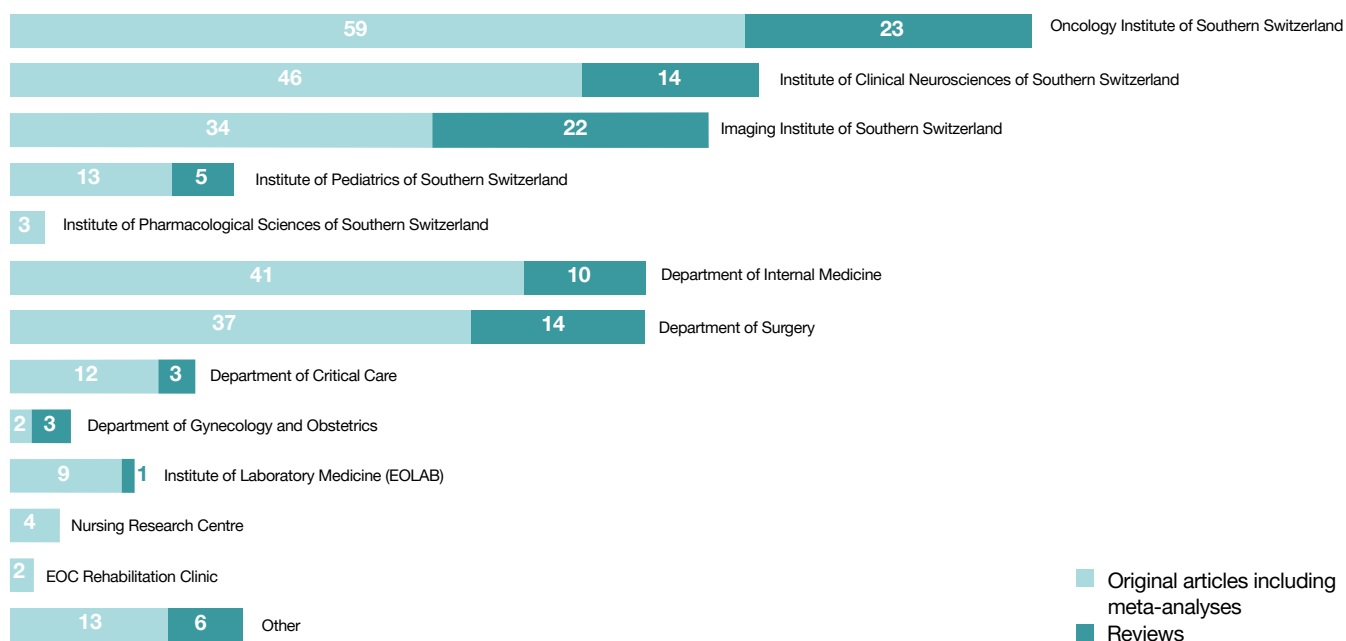


Figure 6.

Number of peer-reviewed original and review articles (N = 308) published by each EOC Institute or Department in 2019. Publications shared among different EOC Institutes/Departments were counted for each institute/department involved.

Highlights:

- A significant number of peer-reviewed scientific articles was published by EOC researchers in 2019 (N = 360), most of them as original or review articles (N = 308, 85.5%).
- Peer-reviewed original and review articles were published on scientific journals showing very heterogeneous Journal IFs with a median value of 3.296. Notably, just over 60% (N = 190) of original or review articles were published in scientific journals with Journal IF ranging from 2 and 6.
- Almost 50% of peer-reviewed original and review articles were published in scientific journals ranked in the Journal IF quartile Q1, further demonstrating the high quality of the EOC scientific production in 2019.
- Nearly 90% of peer-reviewed original and review articles published by EOC researchers in 2019 are the result of national or international collaborations.
- In about half of peer-reviewed original and review articles, the EOC researcher was the first or last author, demonstrating that many of the research projects have been conceived and conducted at EOC.
- Overall, for all the metrics considered the results are in line with those of the 2018 EOC Scientific Report.

>> The list of publications is available on the EOC website at the [following link](#).